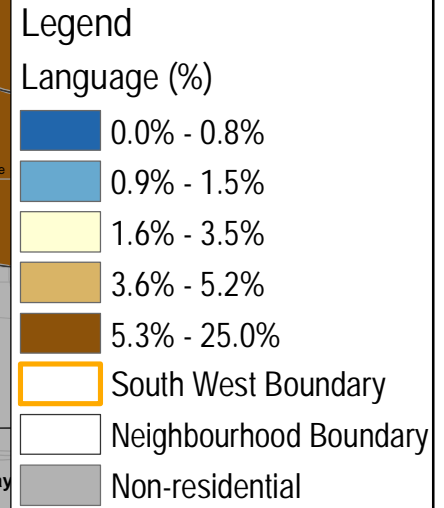
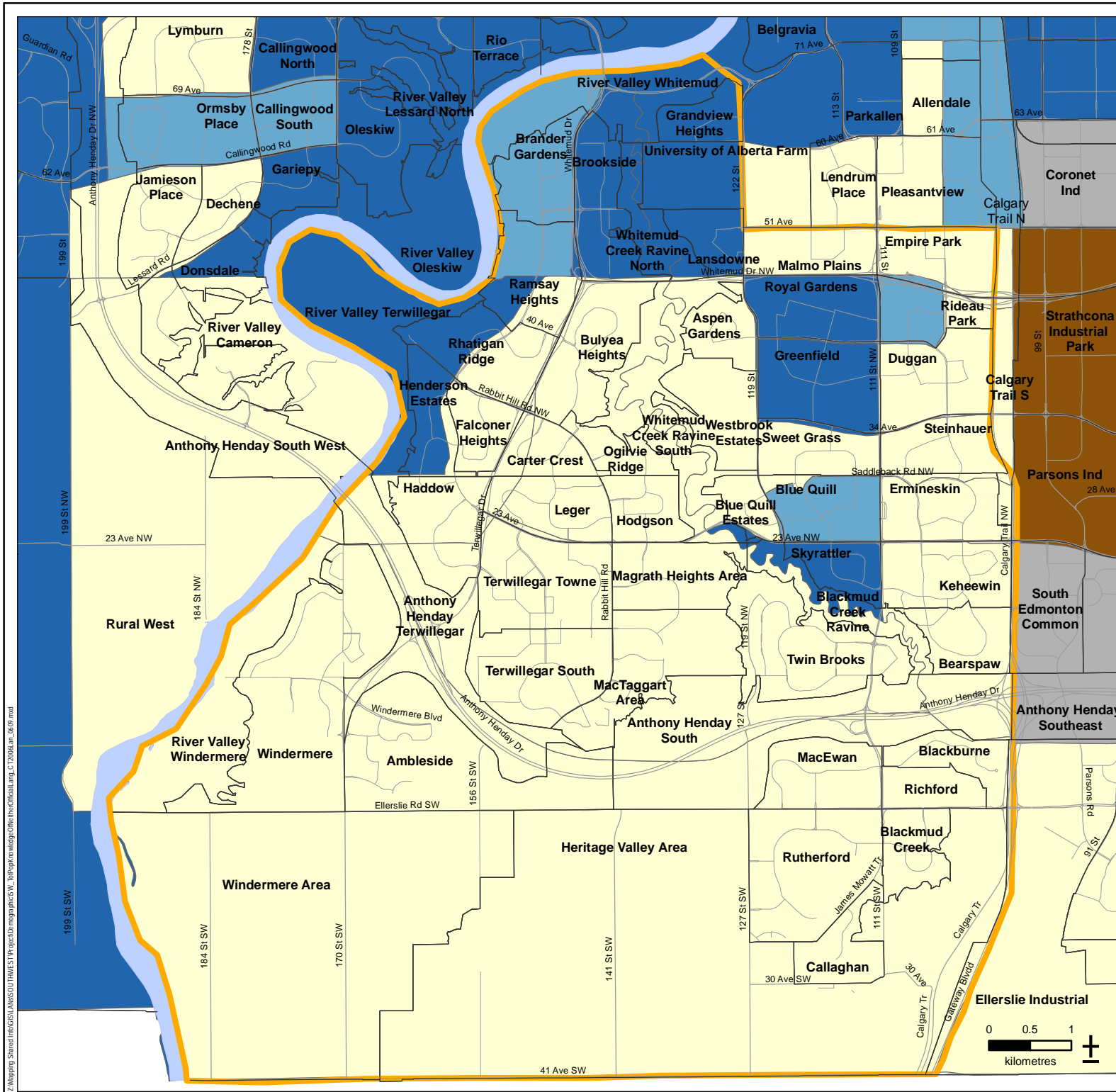


Percent of Population Who Speak Neither Official Language in South West Edmonton




Edmonton Mean: 1.8%

Language indicator utilized:
Total population by knowledge of official languages. Refers to the ability to conduct a conversation in English only, in French only, in both English and French, or in neither English nor French.

Data Sources: Demographic data provided by Statistics Canada, 2006 Census data; Spatial data provided by DMTI Spatial, 2007. Resource Information: Southwest, August 2008

This map was created for the purposes of collaborative planning. The information presented in the map is accurate to the best of our knowledge using the data available. We accept no liability for the use or misuse of this information.
M.A.P.S. Alberta Capital Region 06/2009



Z:\Mapping_SouthWest\GIS\LAN\SOUTH\HWES\Project\DM\mogracs\SV_Infographic\workshop\The_Heritage_Calling_Callingwood.ctb